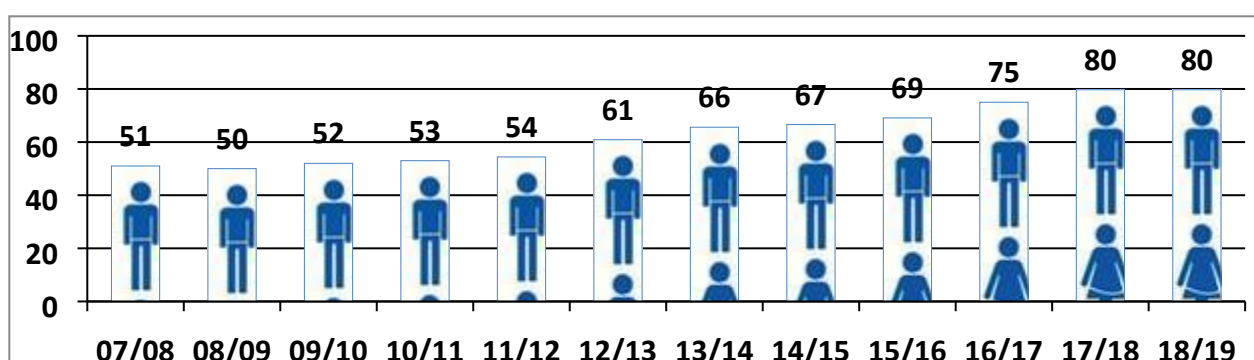


CORPORATE PARENTING BOARD PERFORMANCE REPORT, MAY 2018

ACTIVITY FOR CHILDREN LOOKED AFTER AND CARE LEAVERS

NUMBER OF CHILDREN LOOKED AFTER

- As at the end of April 2018 there were **1,968** children looked after in Lancashire.
- For every **10,000** children and young people in Lancashire, **80** are currently looked after.
- The current number of children looked after remains the same as the previous month, but is much higher than 12 months ago (April 2017 - **1845**).
- There are **more** children looked after in Lancashire than in England where **62** out of 10,000 are currently looked after and more than in Lancashire's statistical neighbours (**65.5** out of 10,000).
- There are **less** children looked after in Lancashire than the North West (**86** out of 10,000).



COMMENTS:

- ❖ Lancashire's number of children looked after decreased in February. There have been big increases in the number of looked after children over the last two years. The rate further increased in 2017/18 to 80 per 10,000.
- ❖ Lancashire's number of children looked after is higher than that of Lancashire's statistical neighbours and the national average but lower than the average of other North West local authorities.
- ❖ Lancashire's statistical neighbours are Bury, Calderdale, Derbyshire, Kent, Northamptonshire, Nottinghamshire, Sefton, Staffordshire, Stockport and Stockton-on-Tees.

SERVICE ACTIVITY

Service activity helps to explain the rise in the number of children looked after in Lancashire:

- The contact centre has received **less** referrals than in previous years, although **more** contacts.
- A referral is information received regarding a child that is deemed to require social care involvement. A contact is any information received that doesn't lead to a referral.
- The social work teams have moved from initial and core assessments to a new single assessment from 1st April 2014.



	Previous Performance				Current Performance
	14/15	15/16	16/17	17/18	2018/19 (YTD Ave.)
Contacts <i>per month</i>	1575	1788	1831	1944	2011
Referrals <i>per month</i>	868	958	826	861	956
Single Assessment started <i>per month</i>	1089	1253	1205	1278	1499

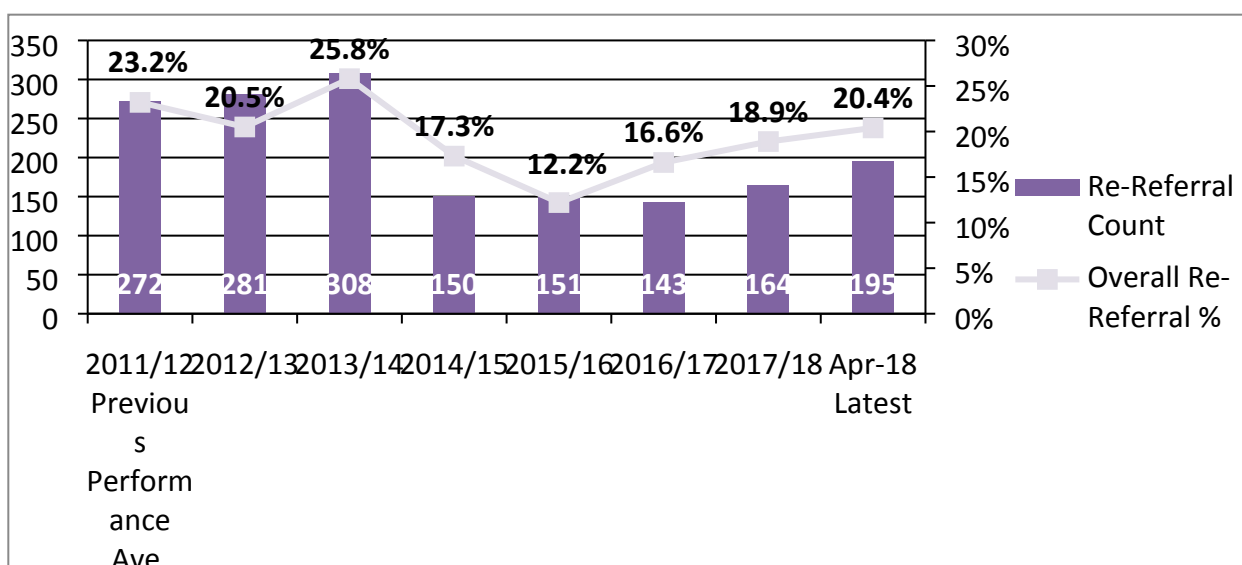
COMMENTS:

- ❖ Since the introduction of the Multi-Agency Safeguarding Hub (MASH) in April 2013, a large number of contacts from the Police have been passed to MASH rather than going through Care Connect.
- ❖ From 1st April 2014, contacts and referrals were counted differently hence the number of contacts are not comparable to previous years.
- ❖ From 1st April 2014 initial and core assessments were discontinued and the new single assessment was introduced. Latest 2017/18 information shows 1278 assessments were started per month, the highest average number per month since moving to the single assessment.
- ❖ Latest average assessments started per month (1499) are higher than the monthly average experienced in 2017/18 (1278) but only include April's figures at present.
- ❖ Referrals per month increased in 2018/19, with an average of 861 referrals per month compared with 826 in 2016/17.

RE-REFERRAL RATE

A number of referrals that the authority receives are re-referrals; that is a child or young person has been referred to Children's Social Care once and is being referred again.

- Re-referral rates have historically declined which was considered good performance
- Average re-referral rate for 2017/18 increased to almost 19 re-referrals out of each 100 referrals received.



COMMENTS:

- ❖ The re-referral rate has been calculated differently since LCS went live in 2014/15 hence the large decrease.
- ❖ The re-referrals rate for referrals that led to a single assessment was **20.4%** in April 2018 which is an increase on the 2016/17 average rate.

STABILITY OF PLACEMENTS OF CLA: NUMBER OF MOVES

How many children looked after moved placement twice during the past year:



- Out of 100 children looked after, Lancashire targets to have less than 10 children looked after having to move twice or more during the year.
- Latest information for April 2018 shows that just under **8** out of 100 children looked after have moved twice or more which is good performance and within the target.
- This is better than 17/18 performance of **7.9%** but still an improvement on 2013/14 when over **9** out of 100 children looked after had to move twice or more during the year.

Previous Performance					Current Performance	Target	Performance Direction?
13/14	14/15	15/16	16/17	17/18	April 18		
9.6%	6.8%	5.4%	7.7%	7.9%	7.7%	9.5%	

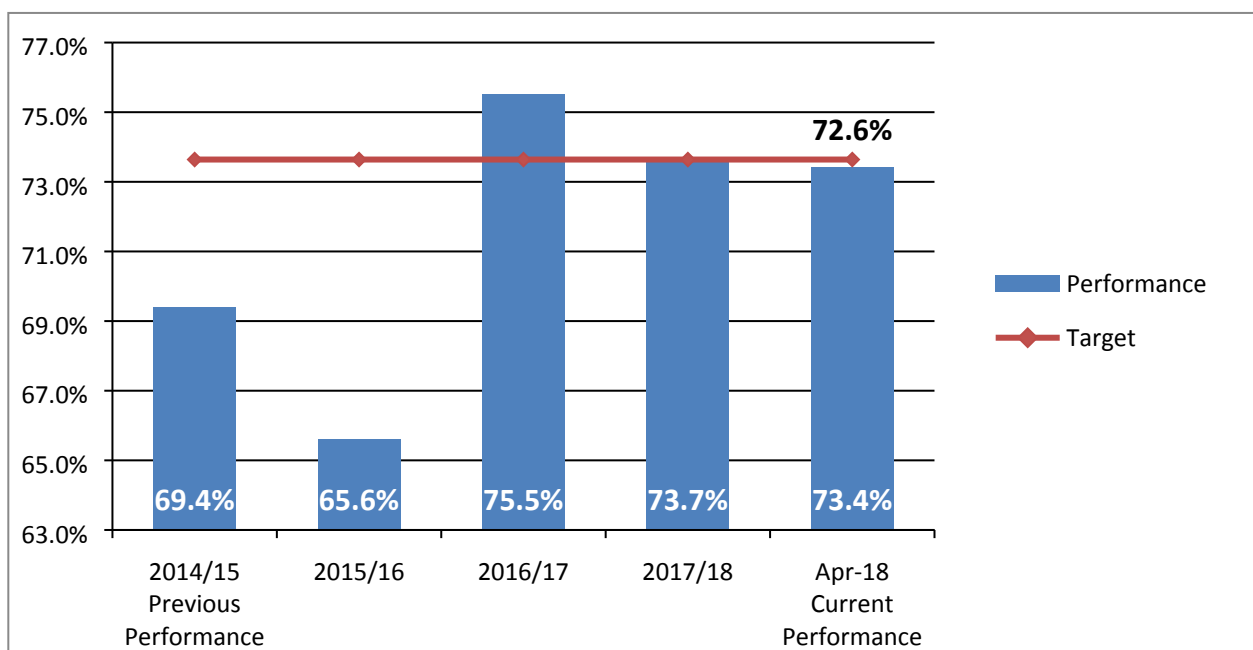
COMMENTS:

- ❖ Performance has remained fairly similar in April, with a further 0.2% of placements deemed stable from March 18.
- ❖ Lancashire has carried out good placement stability work through research projects and improved processes, which has resulted in better performance and improved stability.
- ❖ Young people would like to see more research and reasons into what causes placement moves.
- ❖ Young people feel that placements could be better researched to suit the needs of the young person which may reduce moves.
- ❖ Young people are happy that the figure is low and that the target has been met, however they would like current performance to further improve.

STABILITY OF PLACEMENTS OF CLA: LENGTH OF PLACEMENTS

How many children looked after have been in their current placement for at least 2 years:

- Out of 100 children looked after, Lancashire targets to have more than **72** children looked after settled at least two years in their current placement.
- April 2018 information shows that over **73** out of 100 children looked after are in a long and stable placement, which is good performance and just above our target.
- Current performance is lower than 2017/18 performance (Almost **74** out of 100) but still remains above target.



COMMENTS:

- ❖ Lancashire has carried out good work on placement stability through research projects and improved processes.
- ❖ This has historically resulted in better performance and improved stability for children looked after.
- ❖ Performance improved in 16/17, to 75.5% of CLA and remained above target in 17/18 with 73.7% currently stable.

CHILDREN MISSING FROM CARE

Lancashire County Council and its partners are changing processes for children missing from care, and there will be a new protocol whereby young people are not reported missing straight away in case they are just running late. The Police will also now be able to change missing to absent on the young person's record.

Lancashire County Council worked with multiple agencies including Lancashire Police, to monitor the levels of children missing from care and the yearly breakdowns below are based on that information. However, as of 2016, Lancashire County Council are now solely using LCS to report missing figures and are no longer checking police lists, hence the breakdowns will not be provided for every category going forwards.

	2013/14	2014/15	2015/16	2016/17	Q1 17/18	Q2 17/18
Lancashire CLA missing	355	361	166	155	113	101
Number CLA from other LAs missing	355	365	145	185	60	73
Other Children known to Lancashire CSC	408	764	-	-	-	-
Other Children Missing	1338	742	-	-	-	-
Children Missing within Lancashire boundaries	2456	2222	891	1148	413	429

COMMENT:

- ❖ Over the whole year, **22** out of 100 children looked after were reported missing in 2014/15, slightly less than the **24** out of 100 children in 13/14. The figure dropped to around **9** out of 100 in 15/16, with **11** out of 100 in 16/17.
- ❖ The numbers represent the number of unique children looked after, and some children have multiple instances of going missing
- ❖ LINX have welcomed the changing protocols for children missing and feel this is good and that they are listened to, however are worried about those individuals that do actually go missing.

OUTCOMES FOR CHILDREN LOOKED AFTER








Outcomes data from education is displayed by academic year rather than financial year.



Educational Attainment of Children Looked After

The key indicator used to measure attainment is the number of children and young people who get 5 GCSEs at grades A* to C including English and Maths:

- Performance for 2014/15 has been published and performance increased to 14% from 8% the previous year.
- CLA attainment remains significantly lower than attainment for all children and young people of whom almost **6** out 10 achieve 5 GCSEs at A*-C including English and Maths.

	Previous Performance			Current Performance	Target	Performance Direction?
	11/12	12/13	13/14	14/15		
Lancs	12.8%	12.9%	8%	14%	18.0%	
						
England	14.9%	15.5%	12%	13.8%	Higher	

COMMENT:

- ❖ In Lancashire, attainment at GCSE among the children looked after increased in 2014/15 with **14** out of **100** CLA achieving 5 A*-C including English and Maths.
- ❖ Across England in 2014/15, just under **14** per 100 children looked after achieved 5 A*-C inc. English & Maths, slightly less than Lancashire's **14** per 100.
- ❖ The young people were shocked at these statistics and suggested the following reasons as to why this may be:
 - CLA are pulled out of lessons by social workers. Meetings may also run over and as such CLA are missing too much time from their lessons. One young person missed an exam due to this and did not receive an apology which upset them.
 - The young people suggested that if staff have to visit them whilst in school, to plan better in terms of meeting the young person on a break or at lunch time. It was also suggested that it may better suit the young person better to be removed from certain lessons if they are confident or feel that they're ahead within the lesson.

- The stress of placement moves, which sometimes require a change in school, was also highlighted. Due to the nature of schools covering parts of the curriculum at different times of the year, those moving schools may miss vital parts of the syllabus.
- Young people would like additional tutors to be made available in children's homes and for those children that are fostered. Looked after children should be entitled to additional support where school moves occur.
- ❖ Young people believe the target performance for CLA achieving 5 GCSEs at A* - C should be 100%. They feel that children undertaking other courses would mean that this wouldn't be attainable, therefore those completing other courses and qualifications should also be included.
 - Whilst the above is a good idea to include the results obtained by children undertaking alternative education, this performance indicator is calculated in this manner as it is a national indicator and all authorities are required to provide information on those achieving 5 GCSEs, including English and Maths.

ATTENDANCE AT SCHOOL BY CHILDREN LOOKED AFTER

Attendance at school is expressed as a percentage of all possible school sessions attended by all children looked after:



- Attendance in primary school was above target in 2013/14 with all children looked after only missing **4** out of every 100 sessions in school
- Attendance in secondary school was better than last year, with all children looked after missing **5** out of every 100 sessions possible in school.
- There are two sessions possible each school day; a morning session and an afternoon session. If a child is absent for a lesson in either they are deemed as absent.

	Previous Performance					Current Performance	Target	Above target?
	11/12	12/13	13/14	14/15	15/16	2016/17		
Primary	96.2%	97%	97.2%	97%	96.5%	96.3%	96.0%	😊
	↘	↗	↗	↘	↘	↘	↗	
Secondary	94.3%	92%	95%	92.7%	91.9%	87.0%	96.0%	😞
	↗	↘	↗	↘	↘	↘	✗	

COMMENTS:

- ❖ Young people feel that the lower performance for secondary school pupils are a reflection of the increased age of these pupils and the free will exerted by those who are older leading them to miss school. The stress of placement moves and of being in care were also cited as reasons for non-attendance, particularly in those secondary school age children and young people.
- ❖ Young people feel that they should be able to choose what they do at school, for example, completing exams or doing practical courses and perhaps going to college earlier than usual to start these courses.
- ❖ Young people believe CLA could be marked as absent from a lesson if they are attending a CLA meeting instead, which is not necessarily the young person's fault. If the young

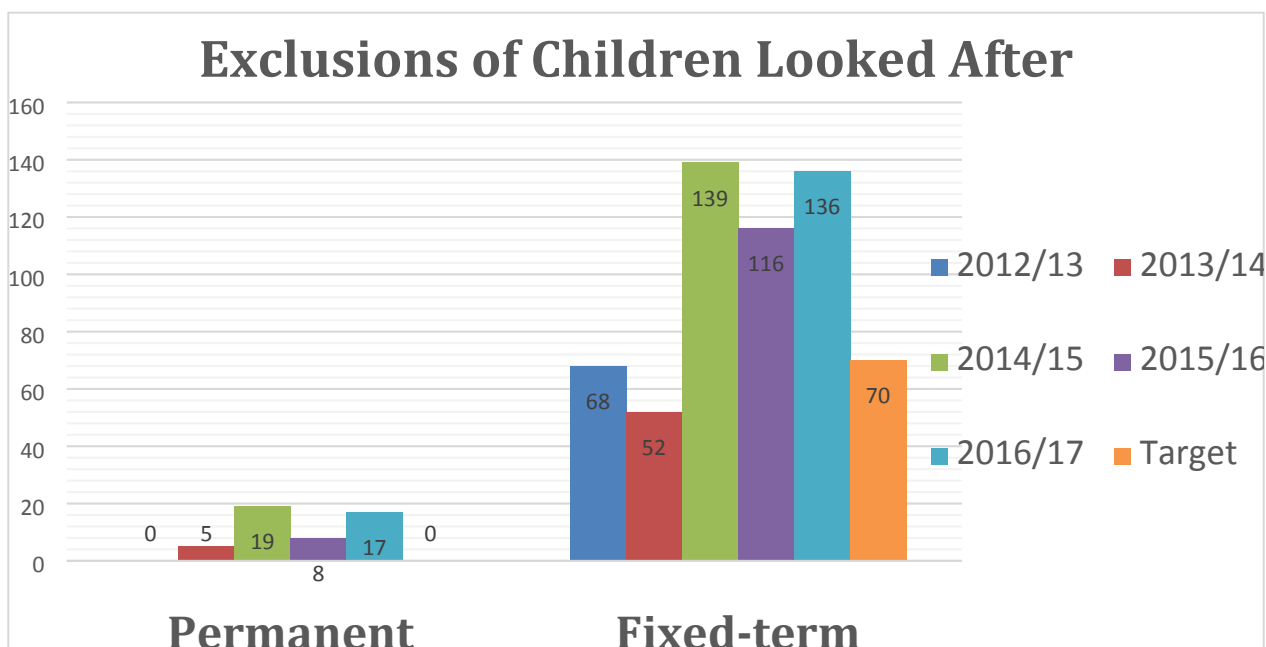
person does not attend for the morning/afternoon, this would be classed as an absent, but potentially authorised, session.

- ❖ Young people feel that sometimes young people withdraw themselves from lessons if they are not able to cope and speak to their designated teacher or someone they feel comfortable talking to.

EXCLUSIONS FROM SCHOOL OF CHILDREN LOOKED AFTER

Exclusions from school are included as a unique number of children looked after either permanently excluded or on fixed term exclusion:

- The number of fixed term exclusions has increased in the 2016/17 period and does not meet the target set by the Corporate Parenting Board. In addition to this, there were a number of permanent exclusions within the last year which means the target of zero permanent exclusions has also not been met.



CHILDREN LOOKED AFTER IN YOUNG OFFENDER INSTITUTIONS OR SECURE UNITS

- There are a small number of children looked after placed in young offender institutions or secure units, **9** as at the end of April 2018.
- 3.6% of eligible Lancashire CLA were known to the Youth Offending Team in Q4 2017/18 an improvement from 4% in Q3.
- Almost **1 in 4** of young people receiving YOT orders were looked after in Q4 2017/18, an increase of 1% from the previous quarter.

CHILDREN LOOKED AFTER WITH AN UP-TO-DATE HEALTH AND DENTAL ASSESSMENTS

- **77** out of 100 children looked after have an up-to-date health assessment (April 2018)
- This is a smaller percentage of up-to-date health assessments than the previous year (April 2017 - **94**)
- **84** out of 100 children looked after have an up-to-date dental assessment (April 2017 - **89**)

- However, this position has recently improved since the recent low observed in March 18 (76 out of 100).

COMMENTS:

- ❖ Lancashire is investing in the improvement of oral health through the Smile 4 Life campaign which has been running since 2010.
- ❖ This has been nationally acclaimed for its successes in raising awareness and improving oral health.
- ❖ Lancashire is currently focusing on improving the timeliness of health and dental assessments in partnership with health colleagues.
- ❖ Young people feel that they should be given a choice as to whether they want a health assessment or not. Young people should only be made to have one if there is a cause for concern. Young people feel health assessments should be different for each individual. Also, if a young person has a check up at the doctors, this should be counted as a health assessment.
- ❖ Young people also feel that health assessments need to be confidential as in the past some LINX members have had foster carers in the assessments which can be uncomfortable when they are being asked personal questions.



ADOPTION AND PERMANENCE

ADOPTION ORDERS

- **86** Children Looked After were adopted in **2017/18**, an increase from 73 in **2016/17**.
- The number of adoptions increased to **119** children looked after being adopted in **15/16**, similar to **14/15** performance of **121**, but much higher than in previous years.



SPECIAL GUARDIANSHIP ORDER (SGO) OR RESIDENCE ORDERS (RO)

Special guardianship orders or residence orders are an alternative to adoption, but still provide children looked after with a permanent home:

- **123** looked after children were given a permanent home under special guardianship order during 17/18, down from **149** in 15/16, and **120** in 14/15, but an increase from the previous year's **98**.
- **19** looked after children were given a permanent home under residence order during 17/18, an increase from **10** in 15/16 and 14/15 performance of **16** and similar to 2016/17 performance of **20**.

OUTCOMES FOR CARE LEAVERS

CARE LEAVERS IN SUITABLE ACCOMMODATION (OLD NI 147)

Suitable accommodation is regarded as suitable if it provides safe, secure and affordable provision for young people. The percentage of care leavers at age 19 that are living in "suitable accommodation":



- As at the end of April 2018, out of 100 care leavers, **92** were considered to be in suitable accommodation

COMMENTS:

- ❖ Young people feel that the target should be 100% as everyone is entitled to be safe and secure. Young people wish to know where the others are residing to not meet this definition.
- ❖ Young people feel that when a young person leaves care, placement options should be available for the young person to consider, review and be approved before the change. Moreover, more support needs to be given around budgeting, as this could lead to problems paying for rent. Young people think that all children looked after should be involved in this process.

CARE LEAVERS IN EDUCATION, EMPLOYMENT OR TRAINING (OLD NI 148)

The percentage of care leavers at 19 who are engaged in education, training or employment:

- April 2018 data suggests half (**49%**) of Care Leavers were in education, training or employment.
- Nationally **89** out of 100 young people aged 16-24 are in education, training or employment (December 2017)



COMMENTS:

- ❖ Latest performance suggests that almost half of all care leavers are in education, training or employment.
- ❖ Young people feel that this isn't good enough and more young people should be in education or training
- ❖ Young people feel that individuals, due to potentially poor school grades, need more apprenticeships and volunteering schemes to be accessible. Funding could be used as an early intervention to help young people with grades in the form of extra tuition.
- ❖ Young people feel more help could be given to help young people to find courses and employment. Assistance with writing CVs or developing ICT and/or skills were highlighted as key. Furthermore, available funds in the form of college bursaries should be more accessible as not everyone is aware of what they are entitled to financially.

CARE LEAVERS AT UNIVERSITY

- In 2011/12 there were 25 care leavers at university
- In 2012/13 there were a record 37 care leavers studying at university around the country, including 22 first year students. There were 7 graduates in 2012/13.
- In 2013/14 there were 36 care leavers studying at university including 13 first year students.
- In 2014/15 there were 40 care leavers studying at university, including 10 first year students.
- In 2015/16 there were 44 care leavers studying at university, including 15 first year students. Furthermore, 9 graduated in 2016. However, 5 also dropped out of university.
- In 2016/17, there were 37 care leavers studying at university, including 7 first year students.



COMMENTS:

- ❖ There is a good level of Care Leavers at University in each of the last five years showing that Leaving Care support is there for potential students.
- ❖ Young people feel that these figures show good progress, but there should be many more care leavers going to university.
- ❖ Young people also suggested that leaving care and starting university occurs at the same time and this can be a stressful time for the young people involved. Individuals may also be put off the idea of attending university as they may be worried about not having anywhere to live during the holidays.
- ❖ Information for those attending university in 2016/17 is provisional and is subject to change.